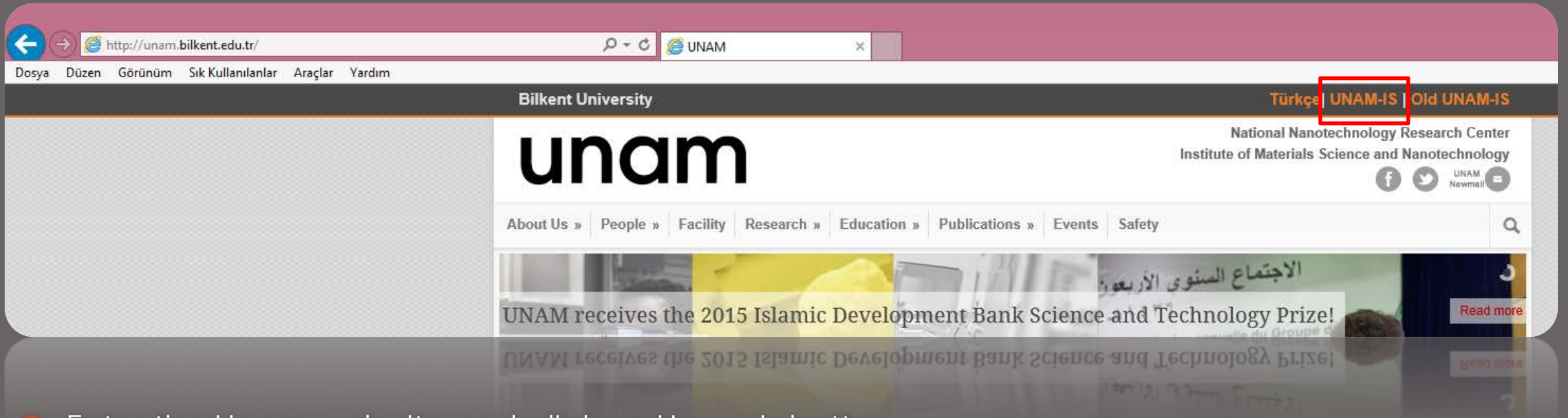


Unam-is User Manual

unam.bilkent.edu.tr

Unam-is User Manual

UNAM 2015




The screenshot shows a web browser window with the URL <http://unam.bilkent.edu.tr/>. The browser's address bar and tabs are visible. The website header includes the Bilkent University logo and navigation links: [Dosya](#), [Düzen](#), [Görünüm](#), [Sık Kullanılanlar](#), [Araçlar](#), and [Yardım](#). The main header features the 'unam' logo, the text 'National Nanotechnology Research Center Institute of Materials Science and Nanotechnology', and social media icons for Facebook, Twitter, and UNAM Newmail. A navigation menu includes: [About Us »](#), [People »](#), [Facility](#), [Research »](#), [Education »](#), [Publications »](#), [Events](#), and [Safety](#). A search icon is located on the right. A news banner at the bottom reads 'UNAM receives the 2015 Islamic Development Bank Science and Technology Prize!' with a 'Read more' button. The 'UNAM-IS' link in the top right navigation area is highlighted with a red box.

- Enter the Unam web site and click on Unam-Is button

Unam-is User Manual

UNAM 2015



The screenshot shows the Bilkent University UNAM-IS login and registration interface. At the top left is the Bilkent University logo, which includes the text "İnan Doğramacı" and "Bilkent University". To the right of the logo is the text "Bilkent University" in a large blue font. Below this is a "Sign In" section with a header "Sign In". Under the header are two input fields: "Username" and "Password". At the bottom of the "Sign In" section are two buttons: "Sign In" and "Register". The "Register" button is highlighted with a red rectangular border. Below the "Sign In" section are two links: "Forgot your password?" and "UNAM-IS 2015 | Copyright © Pıksel Bilişim".

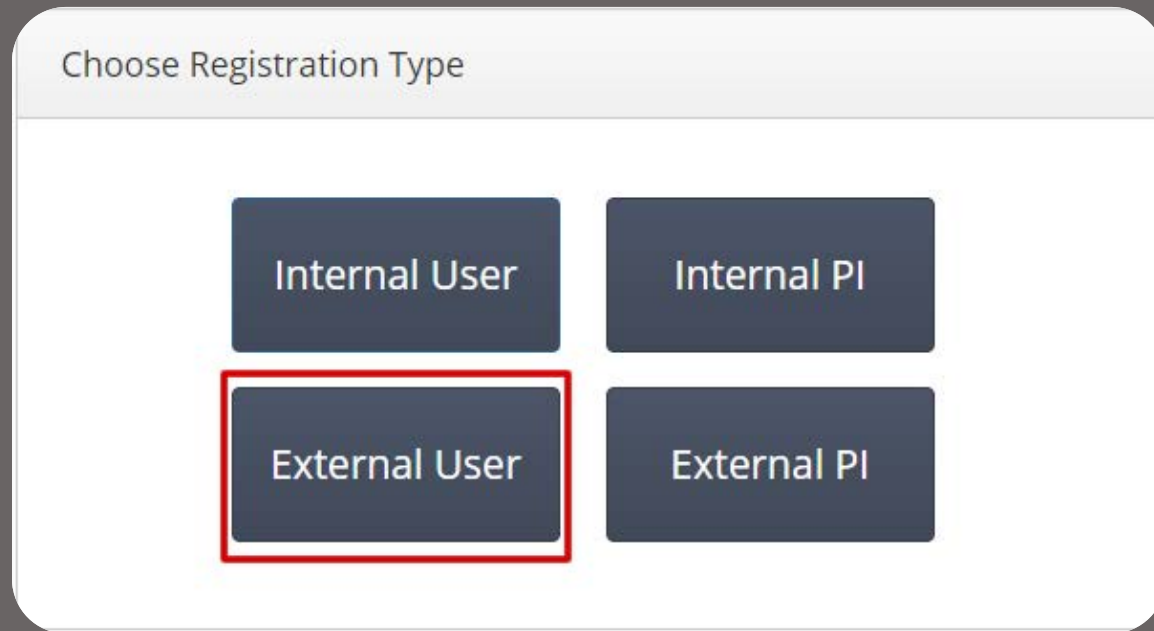
- Click on the Register button.

Unam-is User Manual

UNAM 2015

Choose Registration Type

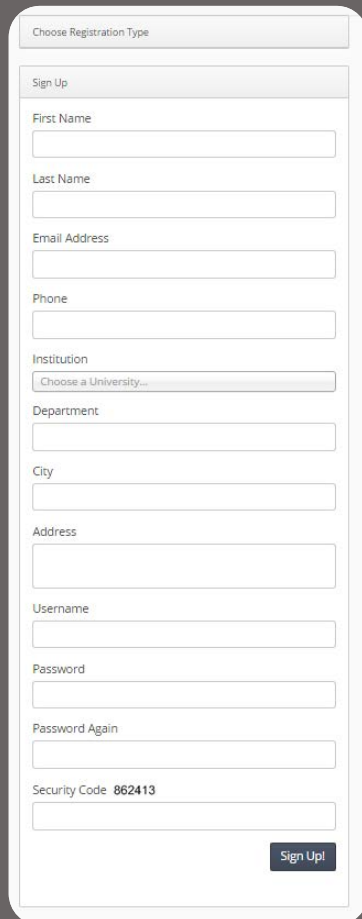
Internal User	Internal PI
External User	External PI



- Click on External User.

Unam-is User Manual

UNAM 2015



The image shows a registration form titled "Choose Registration Type" with a sub-section "Sign Up". The form contains the following fields:

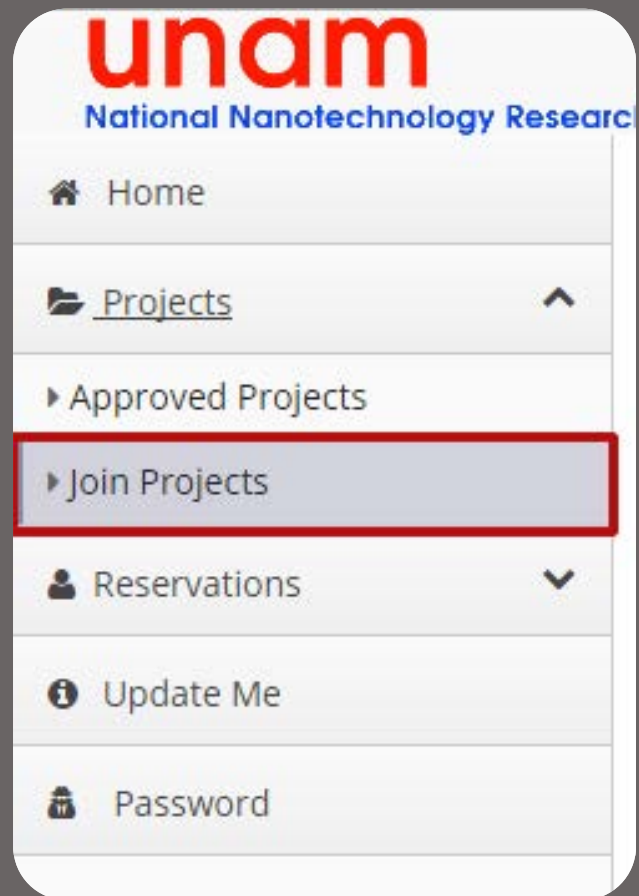
- First Name
- Last Name
- Email Address
- Phone
- Institution (with a dropdown menu labeled "Choose a University...")
- Department
- City
- Address
- Username
- Password
- Password Again
- Security Code: 862413

A "Sign Up!" button is located at the bottom right of the form.

- Fill up registration form

Unam-is User Manual

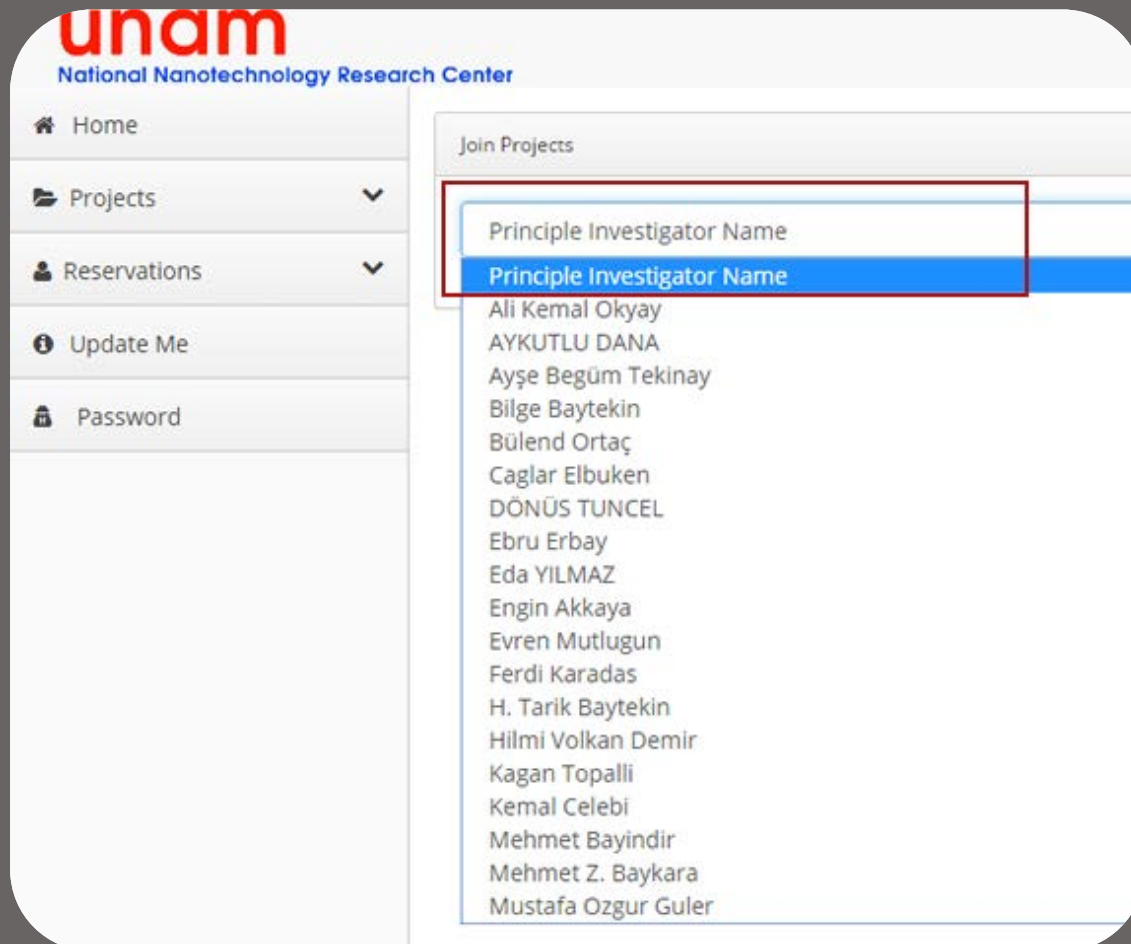
UNAM 2015



- Select Join Projects

Unam-is User Manual

UNAM 2015

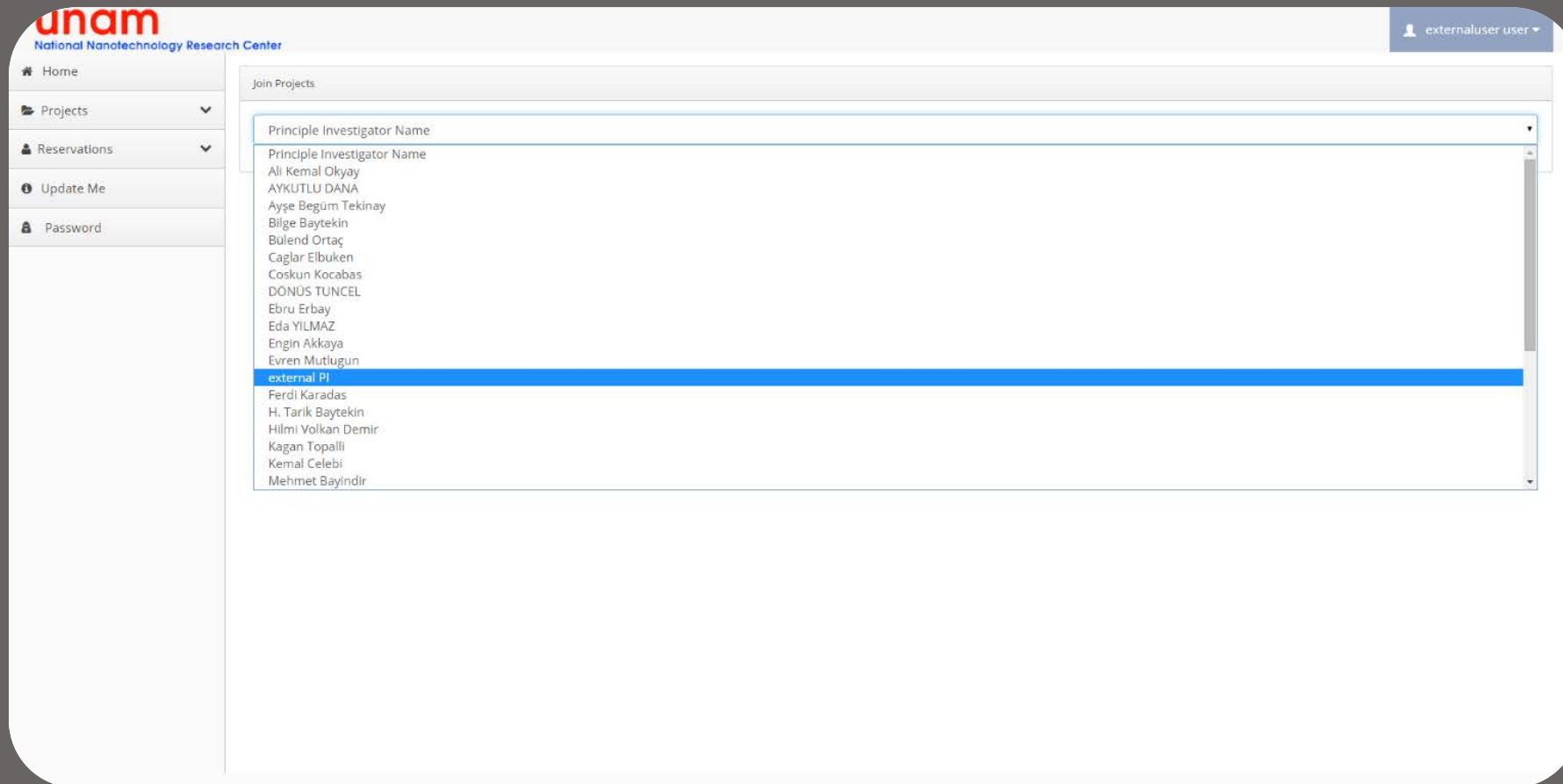


The screenshot displays the UNAM National Nanotechnology Research Center web application. On the left is a navigation menu with items: Home, Projects, Reservations, Update Me, and Password. The main content area is titled 'Join Projects' and features a dropdown menu. The dropdown menu is open, showing a list of names. The first two items, 'Principle Investigator Name' and 'Principle Investigator Name', are highlighted in blue. A red rectangular box is drawn around the first 'Principle Investigator Name' item. Below this, a list of names is visible: Ali Kemal Okyay, AYKUTLU DANA, Ayşe Begüm Tekinay, Bilge Baytekin, Bülend Ortaç, Çağlar Elbuken, DÖNÜS TUNCEL, Ebru Erbay, Eda YILMAZ, Engin Akkaya, Evren Mutlugun, Ferdi Karadas, H. Tarik Baytekin, Hilmi Volkan Demir, Kagan Topalli, Kemal Celebi, Mehmet Bayindir, Mehmet Z. Baykara, and Mustafa Ozgur Guler.

- Choose Principle Investigator Name

Unam-is User Manual

UNAM 2015




The screenshot displays the Unam-is web application interface. The header includes the Unam logo and the text "National Nanotechnology Research Center". A user profile dropdown in the top right corner shows "externaluser user". The left sidebar contains navigation links: Home, Projects, Reservations, Update Me, and Password. The main content area is titled "Join Projects" and features a search box labeled "Principle Investigator Name". Below the search box, a dropdown menu is open, listing several names: Ali Kemal Okyay, AYKUTLU DANA, Ayşe Begüm Tekinay, Bilge Baytekin, Bülend Ortaç, Çağlar Elbuken, Coskun Kocabas, DONÜS TUNCEL, Ebru Erbay, Eda YILMAZ, Engin Akkaya, Evren Mutlugun, external PI (highlighted in blue), Ferdi Karadas, H. Tarik Baytekin, Hilmi Volkan Demir, Kagan Topalli, Kemal Celebi, and Mehmet Bayindir.

○ Choose Principle Investigator Name

Unam-is User Manual

UNAM 2015

The screenshot shows the UNAM web application interface. The header includes the UNAM logo and the text "National Nanotechnology Research Center". A user profile dropdown shows "externaluser user". The left sidebar contains navigation links: Home, Projects, Reservations, Update Me, and Password. The main content area is titled "Join Projects" and features a search dropdown set to "external PI". Below this is a table with the following data:


#	Project Title	Created Date	PI	Join Project
87	deneme	31.07.2015	external PI	

Below the table is a pagination control showing "« 1 »". A callout box highlights the "Join Project" button for the first row, showing a tooltip with the text "Join Project" and a download icon.

Unam-is User Manual

UNAM 2015

The screenshot displays the UNAM web interface. The header includes the logo 'unam' and 'National Nanotechnology Research Center'. A user profile dropdown shows 'externaluser user'. The left sidebar contains navigation links: Home, Projects, Reservations, Update Me, and Password. The main content area is titled 'Join Projects' and features a search dropdown set to 'external PI'. Below is a table with the following data:

#	Project Title	Created Date	PI	Join Project
87	deneme	31.07.2015	external PI	

Below the table, there is a pagination indicator '« 1 »' and a yellow message box stating 'User has already joined.' A modal dialog titled 'Join Project' is overlaid on the table, containing the same 'Join Project' icon and a 'Join Project' button. Red boxes highlight the icon in both the table and the modal.

Unam-is User Manual

UNAM 2015

unam
National Nanotechnology Research Center

externaluser U

UNAM User Satisfaction Survey

Type of the Analysis/Experiment Performed (*)

Name of the superuser/engineer assisted the experiment (*)

How satisfied are you with the information you get before the service provided(*)

Choose rate

Did you get the services in a timely manner?

Please rate the overall quality of the service provided(*)

Choose rate

Please tell us about your suggestions on how to improve the services we provide.*

Home

Projects

Reservations

My Reservations

Reservation Request

Update Me

Password

- Make a Reservation Request and fill up satisfaction survey